

# RENAULT

FT-17




**BUILDING INSTRUCTIONS FOR A CUSTOM RC LEGO MODEL**


*CREATED BY SARIEL*

# IMPORTANT NOTE

These instructions are a result of many weeks of hard work and enable you to build a copy of a model that took many months to develop (inspections by hamsters are not easily passed). You are kindly asked not to resell these instructions nor to share them with more than just your closest friends. If I see these instructions being pirated or resold, the effect will simply be that I won't be making any such instructions for other models in the future. It's your choice.

Please play fair. Do it for the hamsters.








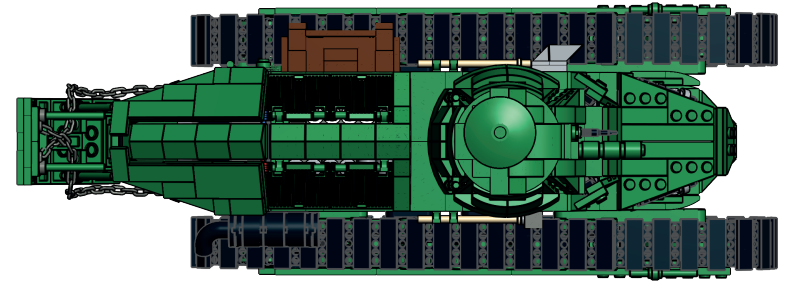


## CONTENTS:

ABOUT THE MODEL .....	4
ABOUT THE COLORS .....	6
BEFORE YOU START .....	7
WHERE TO GET THE PIECES .....	8
VISUAL PARTS LIST .....	9
TEXTUAL PARTS LIST* .....	10
BUILDING INSTRUCTIONS .....	30
STICKER SHEET .....	87
SETTING UP THE SBRICK .....	89

\*NOTE: you can download the textual parts list in a single Excel file here:  
<http://sariel.pl/down/renaultft17.xlsx>



# ABOUT THE MODEL



**Completion date:** 14/09/2018

**Power:** electric (Power Functions)

**Remote control:** SBrick

**Dimensions:** length 45 studs / width 15 studs / height 22 studs

**Weight:** 1.042 kg

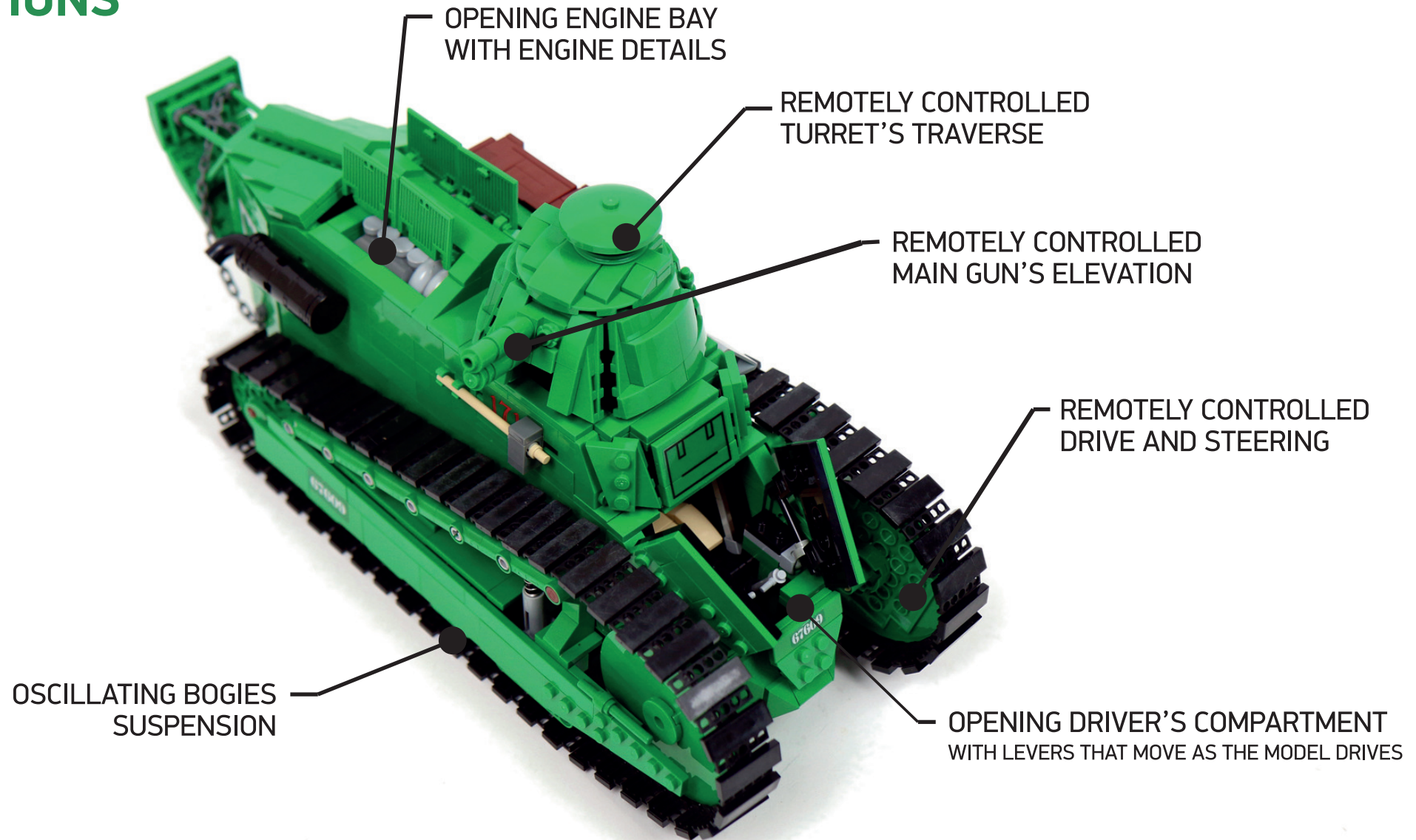
**Suspension:** oscillating bogies

**Propulsion:** 2 x PF M motor geared 8.33:1

**Motors:** 3 x PF M motor, 1 x Micromotor




# FUNCTIONS



**NOTE:** This model was designed to be powered using the LEGO 8878 rechargeable battery and controlled remotely using SBrick. It can also be powered using the LEGO 88000 AAA battery box, but you'll need to take the box out of the model to replace the batteries. With some modifications, it should be possible to power it and control it remotely using BuWizz. And if you remove driver's seat, it should also be possible to replace the Micromotor with a PF M motor.



# ABOUT THE COLORS

A LEGO model of a Renault FT-17 tank is positioned in a field of dry grass and twigs. The background shows a forest of tall, thin trees with sunlight filtering through the canopy, creating a warm, golden glow. The tank is built primarily from green LEGO bricks, with some black and red pieces visible. The sun is low on the horizon, casting long shadows and creating a lens flare effect over the tank.


This model has been originally built in green, which is a rare and expensive LEGO color. I recommend building it in light bluish gray instead - that will make it much more affordable, and in many cases you will be able to use fewer pieces or more common pieces.

For the purposes of these instructions, the model is shown in green. Pieces that don't show from the outside and can be of any color are shown in light and dark gray. Yellow and red are used to highlight some important pieces, but these too can be of any color. Finally, black is used for pieces that can show from the outside and we don't want them to be easily visible (the inside of the turret, for example).

**RENAULT**  
**FT-17**




# BEFORE YOU START



The model presented here isn't like the official LEGO sets. Nor is it a clearly Technic or System model - it's rather a blend of these two. It's using some challenging building techniques and some parts of it are rather fragile. You will quite likely often wonder why the instructions tell you to build something in this particular way. I strongly suggest to first build the model exactly as shown, so you can see it whole and observe how it works, before you try altering the design. A lot of effort went into finding optimal solutions here, and while it's certainly possible (and encouraged, even) to improve on this design, it probably shouldn't be how you start.

These instructions were developed with desktop computers in mind. For that reason they're kept in landscape mode and include some relatively small elements - because you can zoom in a PDF document on your screen. I don't recommend printing these instructions, as they may simply turn out to be unusable, unless you print at some enlarged format.


I've done my best to provide instructions that should let you make a model that looks and works exactly like my original one. I'm keeping my fingers crossed as you work on it, and I hope you'll be pleased with the results.





# WHERE TO GET THE PIECES

	32184	Light Bluish Gray	1	Technic Cross Block 1 x 3 (Axle/Pin/Axle)
--	-------	-------------------	---	---

 Catalog Items

[Help Center](#) [Center](#) [Translated](#) [Terms of Service](#) [Help Desk](#) [Site Map](#) [Problem Center](#)

[Items For Sale](#) [Color Info](#) [Price Guide](#)

**Lots For Sale:**

- [\(Not Applicable\)](#) (5)
- [Black](#) (2621)
- [Blue](#) (69)
- [Bright Light Yellow](#) (1)
- [Brown](#) (87)
- [Dark Bluish Gray](#) (83)
- [Dark Gray](#) (251)

**On Wanted List:**

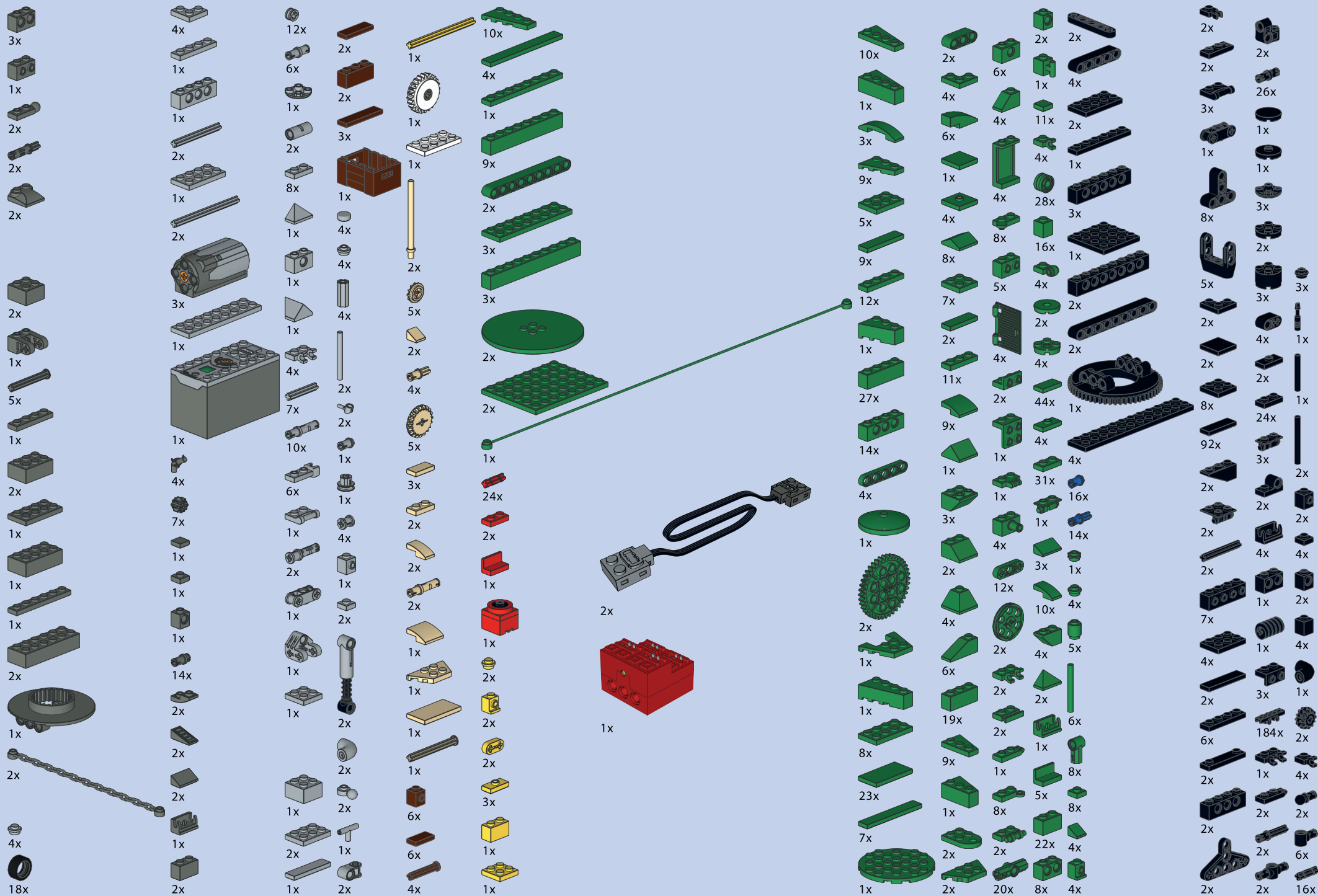
- [Any Color](#) (1274)
- [Black](#) (36273)
- [Blue](#) (374)
- [Bright Green](#) (3)
- [Bright Light Blue](#) (1)
- [Bright Light Orange](#) (14)
- [Bright Light Yellow](#) (3)














From **Bricklink.com**, of course.

**Step 1:** see the textual parts list in these instructions. Each type of part comes with a unique part number shown in the list's first column.




















**Step 2:** visit Bricklink.com. In the top bar, next to the Bricklink logo, select “Catalog Items” and type the number of the part you’re looking for. Don’t forget to hit the “Search” button!

**Step 3:** on the results page, click the “Color Info” tab and pick the color you want from “Lots For Sale” column. You will be redirected to a list of all the shops that currently have this part in that color for sale. From here, you can filter the list e.g. by seller’s location and by quantity of the desired part. From here, you can easily choose the right shop and make the purchase. See Bricklink’s Help Center ([www.bricklink.com/helpMain.asp](http://www.bricklink.com/helpMain.asp)) for more details on buying!



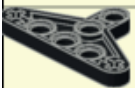






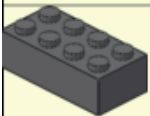



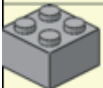















Part number	Color		Quantity	Part name
10928	Dark Bluish Gray		7	Technic Gear 8 Tooth Reinforced
11211	Green		5	Brick 1 x 2 with Two Studs on One Side
11211	Dark Bluish Gray		1	Brick 1 x 2 with Two Studs on One Side
11213	Green		1	Plate 6 x 6 Round with Hole and Snapstud
11214	Dark Bluish Gray		2	Technic Axle Pin Long with Friction with 2L Pin
11458	Black		2	Plate 1 x 2 with Offset Peghole
11477	Green		10	Slope Brick Curved 2 x 1
11477	Tan		2	Slope Brick Curved 2 x 1
11478	Black		2	Technic Beam 5 x 0.5 Liftarm with Axle Holes at Both Ends
14418	Light Bluish Gray		6	Plate 1 x 2 with Socket Joint-8 with Friction
14769	Black		1	Tile 2 x 2 Round with Round Underside Stud
15068	Green		9	Slope Brick Curved 2 x 2 x 0.667
15068	Tan		1	Slope Brick Curved 2 x 2 x 0.667










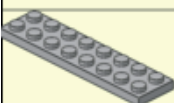


	15100	Black		6	Technic Pin with Friction with Perpendicular Pin Hole
	15462	Dark Tan		1	Technic Axle 5 with Stop
	15535	Green		2	Tile 2 x 2 Round with Hole
	15571	Green		2	Slope Brick 45 1 x 2 Triple with Bottom Stud Holder
	18651	Black		2	Technic Axle Pin Long with Friction with 2L Axle
	18674	Black		1	Plate 2 x 2 Round with 1 Centre Stud
	30104	Dark Bluish Gray		2	Chain 21 Links
	22890	Dark Bluish Gray		2	Plate 1 x 2 with Ball Joint-8 on End
	2420	Black		2	Plate 2 x 2 Corner
	2420	Green		4	Plate 2 x 2 Corner
	2420	Light Bluish Gray		4	Plate 2 x 2 Corner
	24201	Dark Bluish Gray		2	Slope Brick Curved 2 x 1 Inverted
	2429	Green		8	Hinge Plate 1 x 4 Base
	2430	Green		8	Hinge Plate 1 x 4 Top









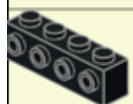


















	2431	Black		2	Tile 1 x 4 with Groove
	2431	Green		9	Tile 1 x 4 with Groove
	2431	Reddish Brown		3	Tile 1 x 4 with Groove
	2431	Light Bluish Gray		1	Tile 1 x 4 with Groove
	24316	Reddish Brown		4	Technic Axle 3 with Stop
	2445	Black		4	Plate 2 x 12
	2452	Green		1	Hinge Plate 1 x 2 with 3 Fingers On Side
	2456	Dark Bluish Gray		2	Brick 2 x 6
	2458	Green		4	Brick 1 x 2 with Pin
	25214	Black		1	Cylinder 2 x 2 Elbow with Axle Holes
	25214	Light Bluish Gray		2	Cylinder 2 x 2 Elbow with Axle Holes
	2540	Green		2	Plate 1 x 2 with Handle
	2654	Black		3	Dish 2 x 2
	2654	Light Bluish Gray		1	Dish 2 x 2

	2780	Black		26	Technic Pin with Friction and Slots
	2905	Black		2	Technic Beam 5 x 3 x 0.5 Liftarm Triangle
	2921	Green		1	Brick 1 x 1 with Handle
	2983	Light Bluish Gray		1	Electric Technic Micromotor Pulley
	2986c01	Red		1	Electric Technic Micromotor (Complete)
	3001	Dark Bluish Gray		1	Brick 2 x 4
	3002	Dark Bluish Gray		2	Brick 2 x 3
	3003	Light Bluish Gray		1	Brick 2 x 2
	3003	Dark Bluish Gray		2	Brick 2 x 2
	3004	Green		22	Brick 1 x 2
	3004	Yellow		1	Brick 1 x 2
	3004	Dark Bluish Gray		2	Brick 1 x 2
	3005	Black		4	Brick 1 x 1
	3005	Green		16	Brick 1 x 1








































	3008	Green		9	Brick 1 x 8
	3010	Green		27	Brick 1 x 4
	30132	Dark Bluish Gray		4	Minifig Gun Revolver
	30150	Reddish Brown		1	Container Adventurers Chest
	3020	Black		2	Plate 2 x 4
	3020	Green		8	Plate 2 x 4
	3020	Light Bluish Gray		1	Plate 2 x 4
	3021	Black		4	Plate 2 x 3
	3021	Green		5	Plate 2 x 3
	3021	Light Bluish Gray		2	Plate 2 x 3
	3022	Black		8	Plate 2 x 2
	3022	Green		7	Plate 2 x 2
	3022	Yellow		1	Plate 2 x 2
	3022	Light Bluish Gray		1	Plate 2 x 2

	3023	Black		24	Plate 1 x 2
	3023	Green		31	Plate 1 x 2
	3023	Red		2	Plate 1 x 2
	3023	Tan		2	Plate 1 x 2
	3023	Light Bluish Gray		8	Plate 1 x 2
	3024	Black		4	Plate 1 x 1
	3024	Green		8	Plate 1 x 1
	3024	Light Bluish Gray		2	Plate 1 x 1
	3024	Dark Bluish Gray		1	Plate 1 x 1
	3031	Black		1	Plate 4 x 4
	3034	Green		3	Plate 2 x 8
	3034	Light Bluish Gray		1	Plate 2 x 8
	3036	Green		2	Plate 6 x 8
	30374	Black		2	Bar 4L Light Sabre Blade

	30374	Green		6	Bar 4L Light Sabre Blade
	30374	Light Bluish Gray		2	Bar 4L Light Sabre Blade
	3039	Green		2	Slope Brick 45 2 x 2
	3040b	Green		4	Slope Brick 45 2 x 1
	30414	Black		7	Brick 1 x 4 with Studs on Side
	3043	Green		1	Slope Brick 45 2 x 2 Double
	3045	Green		4	Slope Brick 45 2 x 2 Double Convex
	3048a	Light Bluish Gray		1	Slope Brick 45 1 x 2 Triple without Bottom Stud
	3049c	Light Bluish Gray		1	Slope Brick 45 1 x 2 Double / Inverted without Centre Stud
	3062b	Green		5	Brick 1 x 1 Round with Hollow Stud
	3068b	Black		2	Tile 2 x 2 with Groove
	3068b	Green		1	Tile 2 x 2 with Groove
	3069b	Green		44	Tile 1 x 2 with Groove
	3069b	Tan		3	Tile 1 x 2 with Groove































	3069b	Reddish Brown		6	Tile 1 x 2 with Groove
	3070b	Green		11	Tile 1 x 1 with Groove
	3070b	Dark Bluish Gray		1	Tile 1 x 1 with Groove
	3176	Green		2	Plate 3 x 2 with Hole
	32000	Black		1	Technic Brick 1 x 2 with Holes
	32000	Green		8	Technic Brick 1 x 2 with Holes
	32000	Dark Bluish Gray		3	Technic Brick 1 x 2 with Holes
	32002	Dark Bluish Gray		14	Technic Pin 3/4
	32013	Green		8	Technic Angle Connector #1
	32017	Green		4	Technic Beam 5 x 0.5
	32028	Green		2	Plate 1 x 2 with Door Rail
	32034	Green		20	Technic Angle Connector #2 (180 degree)
	32054	Light Bluish Gray		2	Technic Pin Long with Stop Bush
	32062	Black		16	Technic Axle 2 Notched











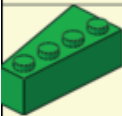















	32062	Red		24	Technic Axle 2 Notched
	32073	Light Bluish Gray		2	Technic Axle 5
	32123a	Light Bluish Gray		12	Technic Bush 1/2 Smooth with Axle Hole Reduced
	32184	Black		1	Technic Cross Block 1 x 3 (Axle/Pin/Axle)
	32184	Light Bluish Gray		1	Technic Cross Block 1 x 3 (Axle/Pin/Axle)
	32198	Tan		5	Technic Gear 20 Tooth Bevel
	32270	Black		2	Technic Gear 12 Tooth Double Bevel
	32316	Black		4	Technic Beam 5
	32523	Green		2	Technic Beam 3
	32556	Tan		2	Technic Pin Long
	32556	Light Bluish Gray		10	Technic Pin Long
	3300	Green		8	Slope Brick 33 2 x 2 Double
	33291	Green		1	Plate 1 x 1 Round with Tabs
	3460	Green		1	Plate 1 x 8







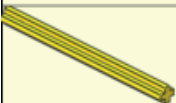


	3614	Light Bluish Gray		2	Plate 1 x 1 Round with Towball
	3622	Green		19	Brick 1 x 3
	3622	Reddish Brown		2	Brick 1 x 3
	3623	Green		11	Plate 1 x 3
	3649	Green		2	Technic Gear 40 Tooth
	3660	Green		3	Slope Brick 45 2 x 2 Inverted
	3665	Green		4	Slope Brick 45 2 x 1 Inverted
	3666	Black		1	Plate 1 x 6
	3666	Dark Bluish Gray		1	Plate 1 x 6
	3673	Light Bluish Gray		6	Technic Pin
	3700	Green		6	Technic Brick 1 x 2 with Hole
	3700	Light Bluish Gray		1	Technic Brick 1 x 2 with Hole
	3701	Black		2	Technic Brick 1 x 4 with Holes
	3701	Green		14	Technic Brick 1 x 4 with Holes


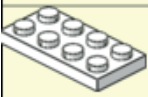









	3701	Light Bluish Gray		1	Technic Brick 1 x 4 with Holes
	3702	Black		2	Technic Brick 1 x 8 with Holes
	3705	Black		2	Technic Axle 4
	3709b	Dark Bluish Gray		1	Technic Plate 2 x 4 with Holes
	3710	Black		6	Plate 1 x 4
	3710	Green		12	Plate 1 x 4
	3710	Light Bluish Gray		1	Plate 1 x 4
	3710	Dark Bluish Gray		1	Plate 1 x 4
	3713	Light Bluish Gray		4	Technic Bush with Two Flanges
	3749	Tan		4	Technic Axle Pin
	3794b	Black		2	Plate 1 x 2 with Groove with 1 Centre Stud
	3794b	Green		4	Plate 1 x 2 with Groove with 1 Centre Stud
	3794b	Yellow		3	Plate 1 x 2 with Groove with 1 Centre Stud
	3820	Light Bluish Gray		2	Minifig Hand



	3873	Black		188	Technic Chain Tread 17
	3894	Black		3	Technic Brick 1 x 6 with Holes
	3937	Black		4	Hinge 1 x 2 Base
	3937	Green		1	Hinge 1 x 2 Base
	3937	Dark Bluish Gray		1	Hinge 1 x 2 Base
	3938	Black		3	Hinge 1 x 2 Top
	3938	Green		1	Hinge 1 x 2 Top
	3941	Black		3	Brick 2 x 2 Round
	3960	Green		1	Dish 4 x 4 Inverted
	4032a	Black		2	Plate 2 x 2 Round with Axlehole Type 1
	4032a	Green		4	Plate 2 x 2 Round with Axlehole Type 1
	40490	Black		2	Technic Beam 9
	40490	Green		2	Technic Beam 9
	4070	Green		4	Brick 1 x 1 with Headlight

	4070	Yellow		2	Brick 1 x 1 with Headlight
	4081b	Green		4	Plate 1 x 1 with Clip Light Type 2
	4095	Tan		2	Bar 6.6L with Stop
	4162	Green		4	Tile 1 x 8
	41677	Yellow		2	Technic Beam 2 x 0.5 Liftarm
	41767	Green		1	Wedge 4 x 2 Right
	41768	Green		1	Wedge 4 x 2 Left
	41769	Green		10	Wing 2 x 4 Right
	41770	Green		10	Wing 2 x 4 Left
	41838	Light Bluish Gray		2	Technic Shock Absorber 6.5L Soft (Complete)
	4185	Green		2	Technic Wedge Belt Wheel
	42610	Green		28	Wheel Rim 8 x 11.2 with Centre Groove
	4274	Blue		16	Technic Pin 1/2
	4274	Light Bluish Gray		1	Technic Pin 1/2


























	4275b	Black		2	Hinge Plate 1 x 2 with 3 Fingers and Hollow Studs
	4276b	Black		2	Hinge Plate 1 x 2 with 2 Fingers and Hollow Studs
	4276b	Green		1	Hinge Plate 1 x 2 with 2 Fingers and Hollow Studs
	4286	Green		6	Slope Brick 3 3 x 1
	4287	Black		2	Slope Brick 3 3 x 1 Inverted
	43093	Blue		14	Technic Axle Pin with Friction
	43722	Green		9	Wing 2 x 3 Right
	43723	Green		9	Wing 2 x 3 Left
	44294	Yellow		1	Technic Axle 7
	44294	Light Bluish Gray		2	Technic Axle 7
	44728	Green		1	Bracket 1 x 2 - 2 x 2
	44809	Black		2	Technic Cross Block 2 x 2 Bent 90 (Pin/Pin/Pin)
	4519	Light Bluish Gray		7	Technic Axle 3
	4697a	Light Bluish Gray		1	Technic Pneumatic T-Piece - Type 1

	4716	Black		1	Technic Worm Gear
	47457	Dark Bluish Gray		2	Slope Brick Curved 2 x 2 x 2/3 Triple with Two Top Studs
	4757	White		1	Electric Plate 2 x 4 with Contacts
	48168	Black		1	Technic Turntable Type 2 Top
	48183	Green		1	Wing 3 x 4 with 1 x 2 Cutout with Stud Notches
	48336	Black		3	Plate 1 x 2 with Handle Type 2
	48336	Light Bluish Gray		1	Plate 1 x 2 with Handle Type 2
	48452	Dark Bluish Gray		1	Technic Turntable Type 2 Base
	4865a	Green		5	Panel 1 x 2 x 1 with Square Corners
	50950	Green		6	Slope Brick Curved 3 x 1
	50951	Rubber Black		18	Tyre 6/ 30 x 11
	51739	Green		2	Wing 2 x 4
	51739	Tan		1	Wing 2 x 4
	54200	Green		4	Slope Brick 31 1 x 1 x 0.667










	54200	Tan		2	Slope Brick 31 1 x 1 x 0.667
	58120	Light Bluish Gray		3	Electric Power Functions Medium Motor
	60656			2	Electric, Power Functions Extension Wire with one Light Bluish Gray End (length 20cm)
	59443	Light Bluish Gray		4	Technic Axle Joiner Inline Smooth
	60169k01	Dark Bluish Gray		4	Minifig Chain End for Chain 16L
	6019	Black		4	Plate 1 x 1 with Clip Horizontal (Open U-Clip)
	6019	Green		4	Plate 1 x 1 with Clip Horizontal (Open U-Clip)
	604550	Black		1	Minifig Tool Screwdriver with Wide Head and 3-Rib Handle
	60470a	Black		1	Plate 1 x 2 with 2 Clips Horizontal (Open U-Clips)
	60470a	Green		2	Plate 1 x 2 with 2 Clips Horizontal (Open U-Clips)
	60470a	Light Bluish Gray		4	Plate 1 x 2 with 2 Clips Horizontal (Open U-Clips)
	60483	Black		4	Technic Beam 2 Liftarm
	60484	Black		8	Technic Beam 3 x 3 T-shaped
	60800a	Green		4	Window Shutter 1 x 2.667 x 3 with Handle

	60897	Black		2	Plate 1 x 1 with Clip Vertical (Thick C-Clip)
	6111	Green		3	Brick 1 x 10
	6134	Black		2	Hinge 2 x 2 Top
	61409	Dark Bluish Gray		2	Slope Brick 18 2 x 1 x 2/3 Grille
	6141	Green		4	Plate 1 x 1 Round
	6141	Yellow		2	Plate 1 x 1 Round
	6141	Metallic Silver		4	Plate 1 x 1 Round
	6177	Green		2	Tile 8 x 8 Round with 2 x 2 Center Studs
	62462	Light Bluish Gray		2	Technic Pin Joiner Round with Slot
	63864	Black		94	Tile 1 x 3 with Groove
	63864	Green		2	Tile 1 x 3 with Groove
	63864	Reddish Brown		2	Tile 1 x 3 with Groove
	6536	Light Bluish Gray		2	Technic Cross Block 1 x 2 (Axle/Pin)
	6541	Black		2	Technic Brick 1 x 1 with Hole

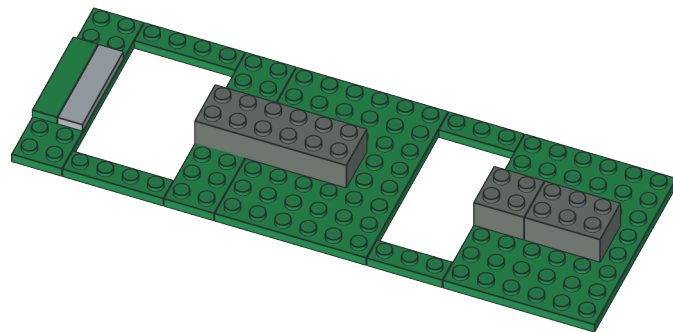
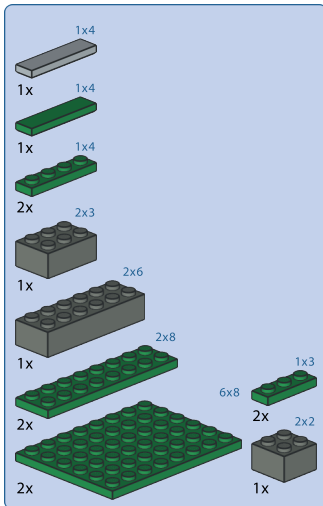


	6541	Green		2	Technic Brick 1 x 1 with Hole
	6541	Dark Bluish Gray		1	Technic Brick 1 x 1 with Hole
	6564	Green		1	Wedge 3 x 2 Right
	6565	Green		1	Wedge 3 x 2 Left
	6589	Tan		5	Technic Gear 12 Tooth Bevel
	6628	Black		2	Technic Pin Towball with Friction
	6632	Green		12	Technic Beam 3 x 0.5 Liftarm
	6636	Green		7	Tile 1 x 6
	76019	White		1	Technic Gear 24 Tooth Clutch with DkGray Center
	84599	Light Bluish Gray		1	Electric Power Functions Rechargeable Battery Box (Complete)
	85861	Black		3	Plate 1 x 1 Round with Open Stud
	85861	Light Bluish Gray		4	Plate 1 x 1 Round with Open Stud
	85943	Dark Bluish Gray		1	Technic Brick 1 x 2 with Two Liftarms
	85984	Green		3	Slope Brick 31 1 x 2 x 0.667

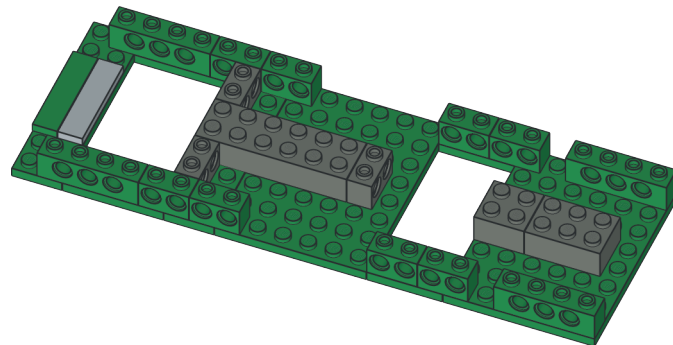
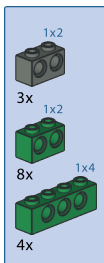
	85984	Dark Bluish Gray		2	Slope Brick 31 1 x 2 x 0.667
	87079	Green		23	Tile 2 x 4 with Groove
	87079	Tan		1	Tile 2 x 4 with Groove
	87082	Black		2	Technic Pin Long with Pin Hole
	87083	Dark Bluish Gray		5	Technic Axle 4 with Stop
	87087	Black		2	Brick 1 x 1 with Stud on 1 Side
	87087	Reddish Brown		6	Brick 1 x 1 with Stud on 1 Side
	87087	Light Bluish Gray		1	Brick 1 x 1 with Stud on 1 Side
	87408	Black		5	Technic Connector Toggle Joint Double with Axle and Pin Holes
	87544	Green		4	Panel 1 x 2 x 3 with Side Supports with Hollow Studs
	87580	Green		4	Plate 2 x 2 with Groove with 1 Center Stud
	87994	Black		1	Bar 3L
	92593	Black		2	Plate 1 x 4 with Two Studs
	92907	Light Bluish Gray		1	Technic Cross Block 2 x 2 x 2 Bent 90 Split (Pin/Twin Axle)

	93273	Green		3	Slope Brick Curved 4 x 1 Double
	98138	Light Bluish Gray		4	Tile 1 x 1 Round with Groove
	99780	Green		2	Bracket 1 x 2 - 1 x 2 Up
	99781	Black		3	Bracket 1 x 2 - 1 x 2 Down
	sbrick	Red		1	Electric Power Functions S-Brick Bluetooth Receiver
	14224	Green		1	String with End Studs 41L Overall (31cm)

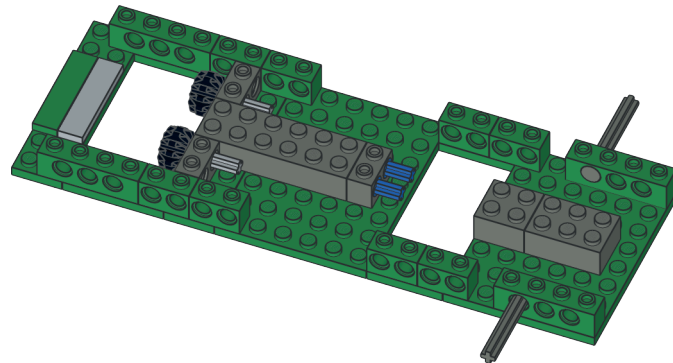
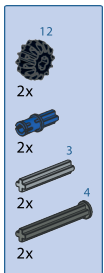
1



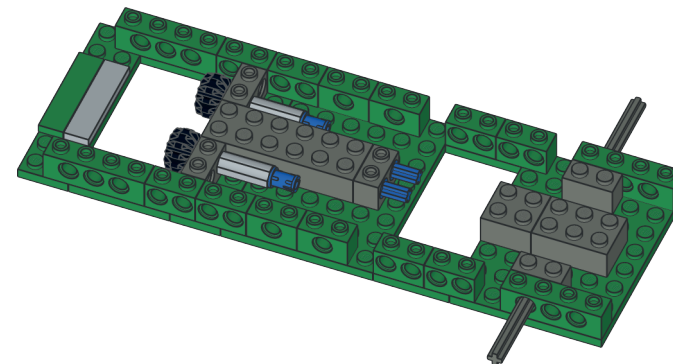
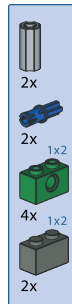
2



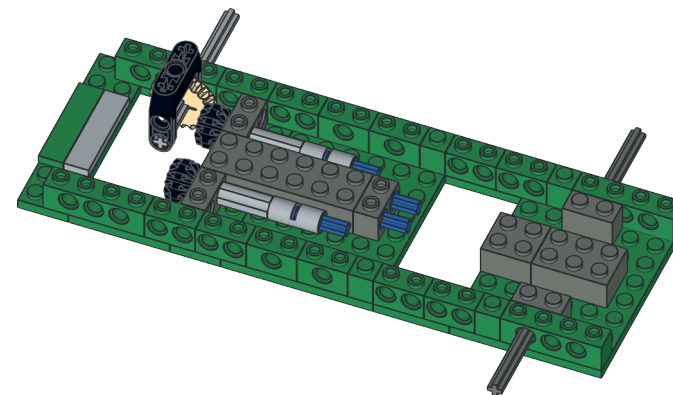
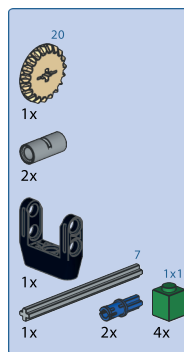
3



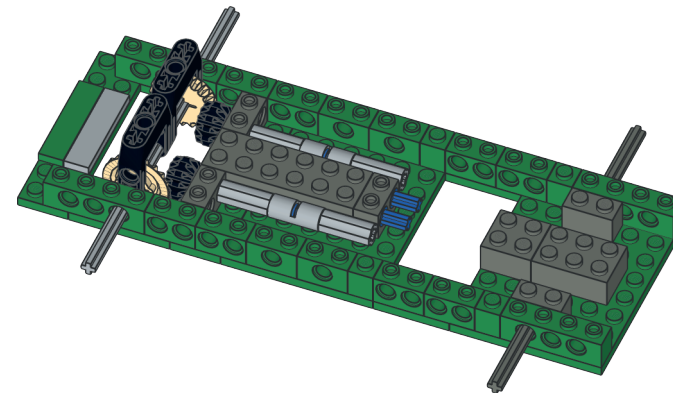
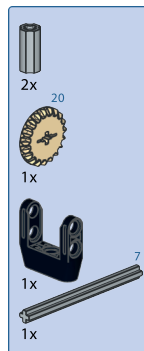
4



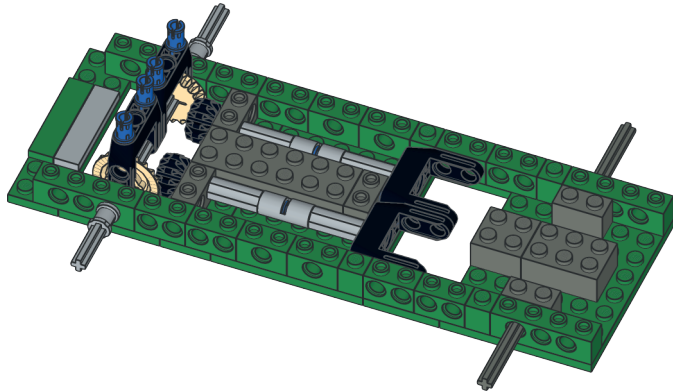
5



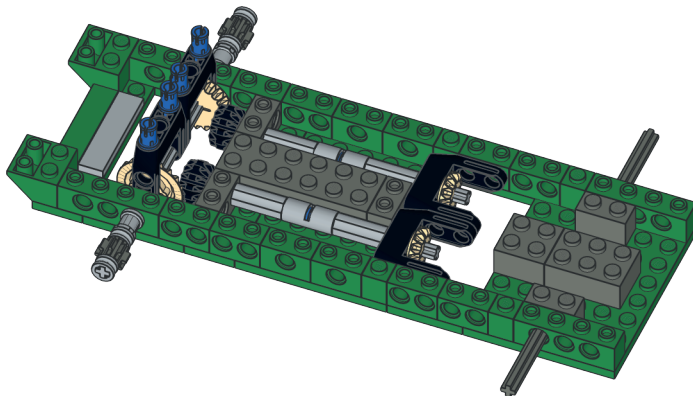
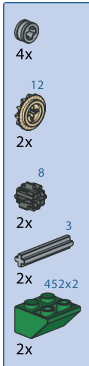
6



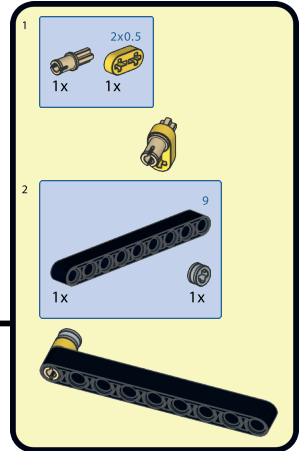
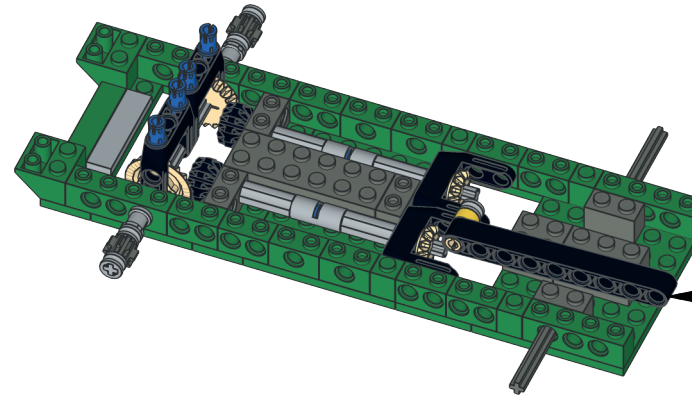
7



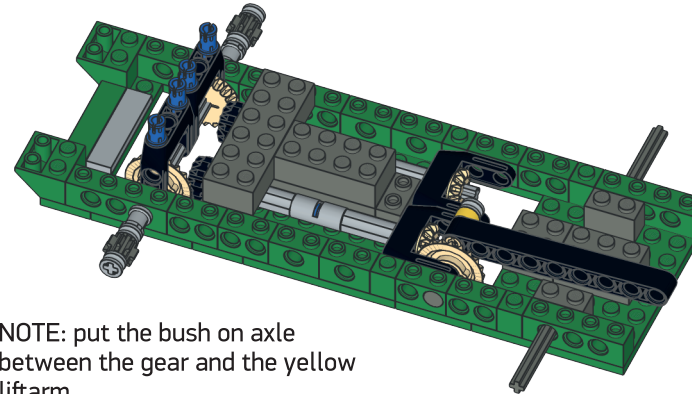
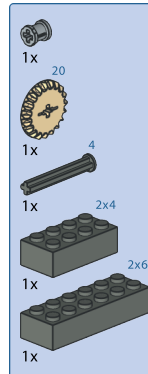
8



9



10



NOTE: put the bush on axle between the gear and the yellow liftarm

11

